

Creators

Story of Igor Vatasenko



Contents

About Igor	2
Key Skills	3
Timeline	4
Igor's Early Career	5
First project with Zoho Creator	7
Some Key Projects	10
What gives Igor the confidence to develop apps using Zoho Creator	12
Thoughts on the Deluge scripting language	13
Igor's advice to new Zoho developers	14
About Us	15



I was so enthralled with Zoho Creator and its capabilities that after completing a few projects using the platform, I switched to being a freelance Zoho Creator developer. "



About Igor

Igor is a Zoho Creator Certified Developer based out of Ukraine. He has over a decade's worth of experience working with Zoho Creator, on top of working with similar technologies. Igor also runs his own development firm—Malthinae.

Igor graduated from Kyiv Polytechnic University with a Master's degree in Science and Finance. His professional path has taken many twists and turns—from accountant at a nonprofit fund, to head of the sales department of Apple Value Add Distributors (VAD) Ukraine, to small business owner and entrepreneur—he's never stopped engaging with his passion for computers, coding, and solving problems.

Key Skills



Zoho Deluge



HTML/CSS/Javascript



API Development & Integrations



Node JS



Angular/Nativescript

Zoho Deluge

Very first developer certified by Zoho with premium line support. More than 9 years of continuous coding and decades of successful projects in production.

Data architecture

Extensive experience with Zoho Creator and Analytics. Profound knowledge of PostgreSQL, Amazon DynamoDB, Firebase, and Google Big Data.

API Design & Integrations

Integrations with eBay, ExactOnline, Google (Maps, Contacts, Big Query, Email, Drive, CloudPrinter), Mapquest, Facebook, Intacct, SAP Ariba, Forte, Stripe, US Environmental, and various Zoho services.

Zoho extensions & widgets

Zoho CRM & Desk widgets - ExactOnline Accounting, ClickSend, Whatsapp Chat, RingCentral SMS, Map integration, and Address Typeahead.

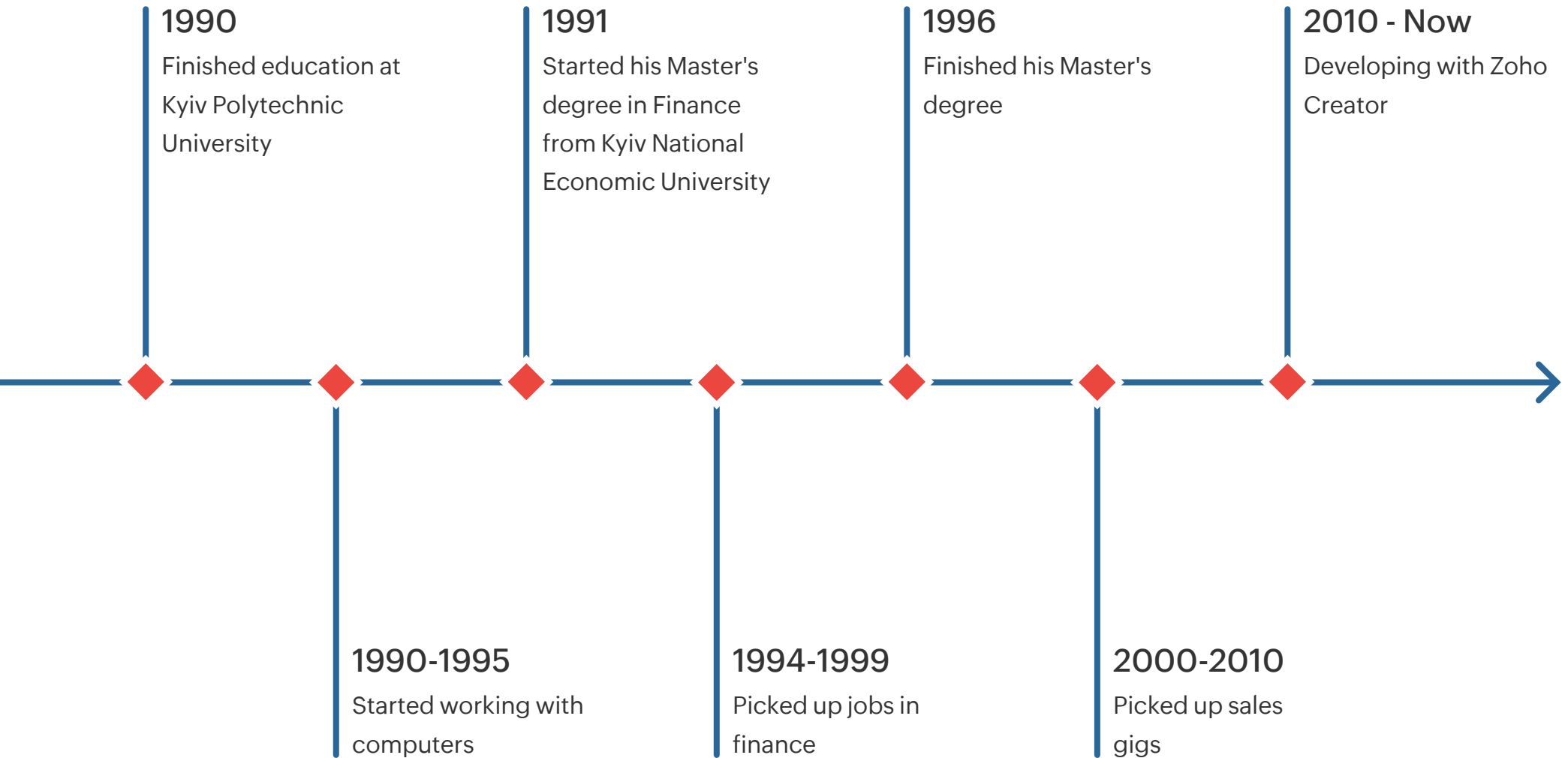
Native mobile apps

NativeScript applications for iOS and Android using Firebase real-time DB and bidirectional integration with the Zoho platform.

IOT

Zebra and Brother label printers direct integrations. Familiar with ZML and ESC/P languages. PDF Forms online, PhantomJS, and Puppeteer (Cloud Headless Chrome)


Timeline



Igor's Early Career

He completed his education at Kyiv Polytechnic University in the 90s, where he majored in technology. At that time, computers were newly introduced in the country, and it was the beginning of the computing era. Igor was one of the first students at the university to take up courses around computers.

The university had an IBM system named E11. The machine was big, bulky, and took up a lot of space in the newly built computer lab.





I started my coding journey with C, back when C# was not even a thing. Plus, I started with Pascal and Fortran. //

Igor got his first job as a coder in the late 90s. He worked for a manufacturing firm who needed him to develop accounting software that would analyze payments, vacations, employee salary, and more. He used the dBase programming language while developing the system.

This was his first stab at working professionally with a computer. However, after his first job in computing, he switched to being a finance major, and became a specialist in it.

He worked in the finance industry for about five years, and picked up a few sales gigs here and there. As a salesperson, he sold computers to people, and at the end of his sales career, he was leading the sales division of Apple's Value Add Distributor in Ukraine.

Around 2010, Apple decided to close their distribution in Ukraine, due to changes in their policy, and opened an international distribution hub in the Czech Republic. Igor was looking for a new job.



That's when I remembered that I also have a knowledge of coding. //


First project with Zoho Creator

At this point, Igor brushed up on his coding skills and started looking for clients in Ukraine.

Media analytics system

Igor's first client was from the media industry, and they needed a tool to manage their publications.

At the time they used traditional offline spreadsheet software



to manage their database, but due to the software's inherent limitations, they decided to move to an online spreadsheet software.


Now, as the database became bigger, the online spreadsheet software couldn't handle their records, and their database was becoming a mess.

Igor was onboarded to find a solution for their database problem. They needed a cloud-based system that would help them to switch from their online spreadsheet software easily, have data privacy at its heart, and be able to hold a large volume of information.

The first database software they tried was Knack SQL, which they didn't like because, at the time, the software was expensive and clunky.

Though they did find what they were looking for in Zoho Creator, Zoho's low-code platform.

Igor created a media analytics system with Zoho Creator in about two weeks. One of the requirements was to have a report with a map embedded in it. The map would highlight the places where his client's stories were being showcased in Ukraine. The idea was to understand where their stories weren't performing well, and figure out how to improve their viewership.



I can say that the transition to Zoho Creator was kind of abrupt for us. One day we found that our online spreadsheet tool, together with their scripting tool, no longer met our requirements in terms of productivity. Transitioning to Zoho Creator was pretty seamless—we just migrated the data and discovered that we could do amazing things here.

The system was integrated with Fusion Table (a discontinued service by Google). They put all this data on the map-based report, and then pushed the data on each update into Fusion Table and had it resolved there.

The app worked as expected, and it helped his client improve their viewership by 43%.



It was my first experience with Zoho Creator. While I was creating this project, I interacted a lot with the folks over in the Zoho Creator forums. I met some people who worked with Zoho, and then I realized that there's a possibility to earn money being a Zoho Creator developer. And after that, I chose to stay in the Zoho community.



Some Key Projects

PicRights

An internet search and copyright enforcement organization, they provide their services to photo agencies, image archives, professional photographers, and media companies worldwide, enabling them to maximize control and monetize their intellectual property.

Igor developed a custom CRM, a custom mobile app, and a contact synchronization tool for PicRights.



Igor analyzed the needs of our back office and realized a fault-free solution with Zoho. Small modifications and larger extensions were done quickly according to feedback. The system has now been operating for three years with no degradation. We're so happy we worked with Igor!

- Alfred Höfinger, PicRights EUROPE GMBh.

LEI Inc.

A US-based environmental services company, they provide services such as hazardous waste and industrial waste management, recycling services, environmental solutions, and reliable transportation services to their customers.

Igor's been working with them for 5 years, and has created a full-fledged ERP system, which includes integration with track routing systems, payment systems (Forte), accounting (Intaccs), document management (PDF forms and signatures), SAP Ariba, and Environmental API. He has also helped them create customer and employee training portals.

The system has over 2 million lines of code.

© 2021, Zoho Corporation Pvt. Ltd. All Rights Reserved.



Here's what gives Igor the confidence to develop apps using Zoho Creator

I love the fact that the Zoho Creator team doesn't stand still. The Creator platform is getting better, faster, and is improving its interface. They've brought us in-demand features, such as Javascript widgets and Node.js functions.

That said, despite the fact that Zoho Creator is rapidly evolving, usually the apps that you make on this platform don't need to be maintained on an ongoing basis. If the code works well, it doesn't require any updates and doesn't need to be changed, even after years.

© 2021, Zoho Corporation Pvt. Ltd. All Rights Reserved.



Zoho Creator has made quite a few breakthroughs in the last 3 years, and I would say that there are very few tasks today that cannot be done on the platform.



Thoughts on the Deluge scripting language

Zoho Deluge is a single-stream language. There is no callback, Promise, Observable, classes and inheritance and other paradigms that are difficult to understand.

It's as easy as Basic. You can solve the problem on the second day of learning.


However, in order to effectively solve the problem, fundamental knowledge of algorithms, principles of building computing systems, data transmission, etc. is something that must have.

© 2021, Zoho Corporation Pvt. Ltd. All Rights Reserved.



It's as easy as Basic. You can solve the problem on the second day of learning.





Igor's advice to new Zoho developers


Zoho Creator

Read good books, spend at least one day a week studying new skills around Creator, and give your brain time for rest from time to time.

Make comments as you code, as this will save you hours in the future. Whenever you're writing code, ask yourself, "will I be able to understand at a glance what is happening here if I see this code for the first time.?"

Community

There are many experienced developers inside the Community Forum. Usually, most of the issues have been discussed many times, and most of the problems are pretty well highlighted.



About Us

Running a business is no mean feat, and we believe we can help. Rapidly build custom applications that are a perfect fit for your business, or choose from our extensive range of prebuilt apps and modify them. The best part? You don't have to be a programmer. Just sign up, pick a plan, and start building!





www.zoho.com/creator

We'd love to talk! Reach out to us at:

hello@zohocreator.com

